

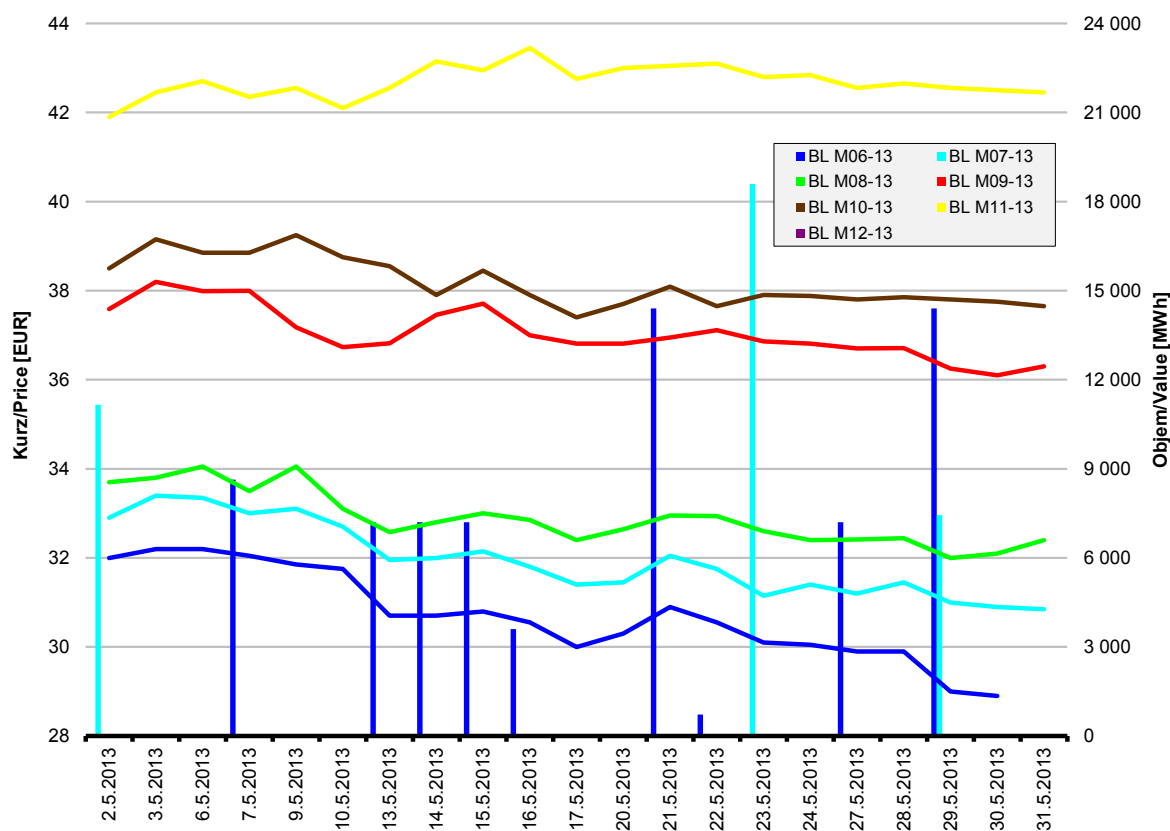
Měsíční statistika Květen 2013

Monthly Statistics May 2013

MĚSÍČNÍ CZECH BASE LOAD FUTURES PRODUKTY S FINANČNÍM VYPOŘÁDÁNÍM

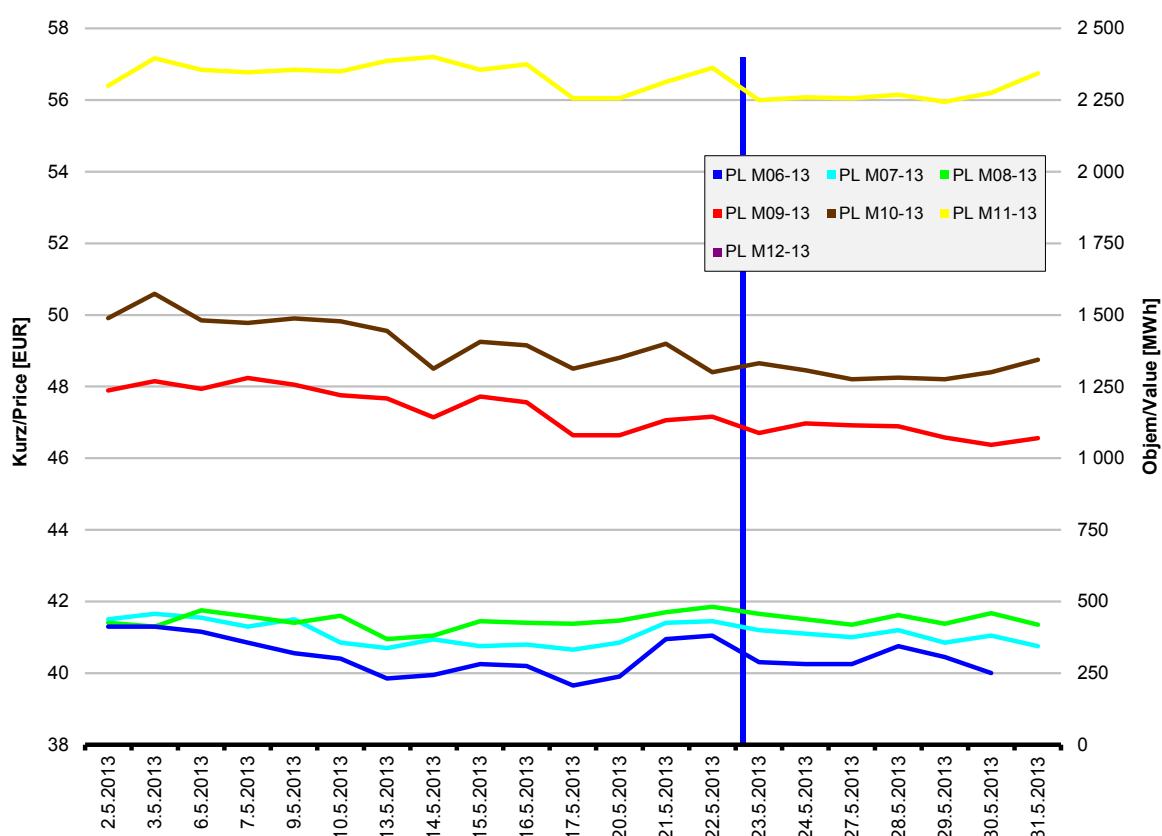
MONTHLY CZECH BASE LOAD FUTURES PRODUCTS WITH FINANCIAL SETTLEMENT

| Produkt Product | Počet obchodů Number of Trades | Zobchodované kontrakty Traded Contracts (MW) | Objem Value (MWh) | Objem Value (EUR) |
|--------------------|---|---|-------------------------|-------------------------|
| BL M06 - 13 | 26 | 98 | 70 560 | 2 149 128.00 |
| BL M07 - 13 | 12 | 50 | 37 200 | 1 178 124.00 |
| BL M08 - 13 | 0 | 0 | 0 | 0.00 |
| BL M09 - 13 | 0 | 0 | 0 | 0.00 |
| BL M10 - 13 | 0 | 0 | 0 | 0.00 |
| BL M11 - 13 | 0 | 0 | 0 | 0.00 |
| BL M12 - 13 | 0 | 0 | 0 | 0.00 |



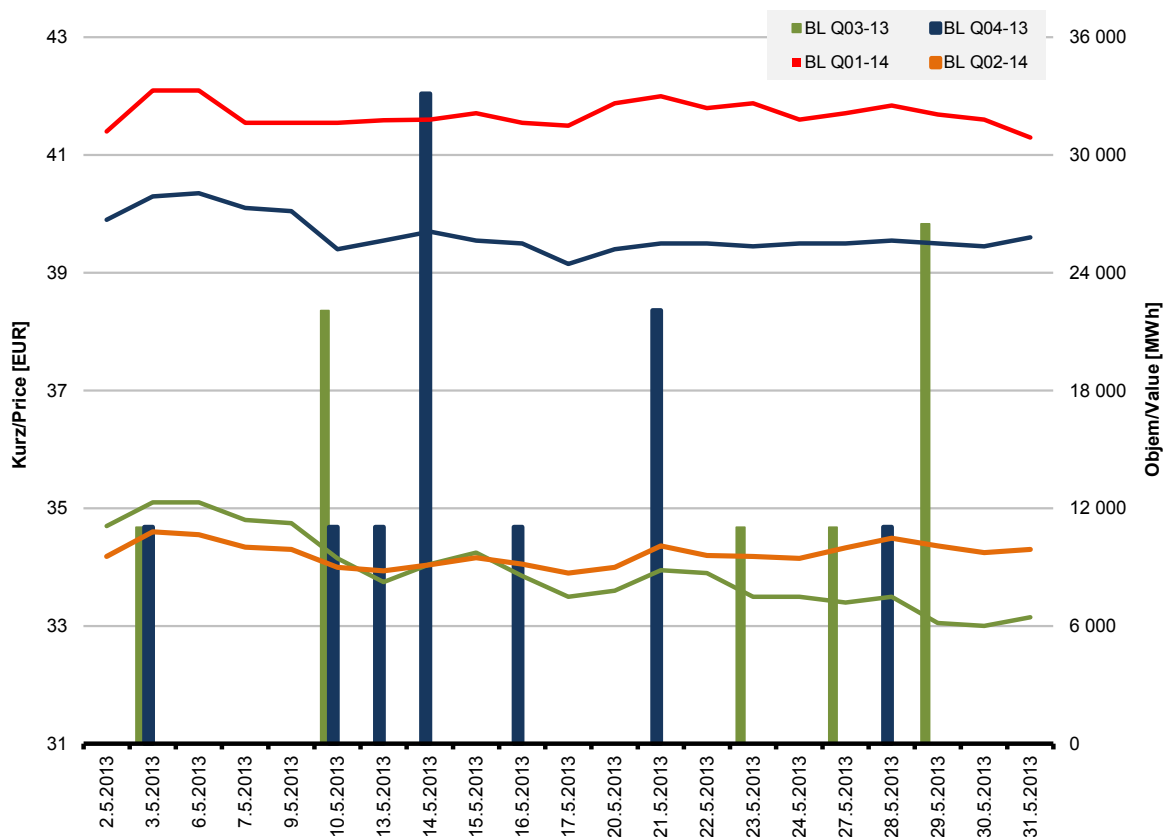
MĚSÍČNÍ CZECH PEAK LOAD FUTURES PRODUKTY S FINANČNÍM VYPOŘÁDÁNÍM MONTHLY CZECH PEAK LOAD FUTURES PRODUCTS WITH FINANCIAL SETTLEMENT

| Produkt Product | Počet obchodů Number of Trades | Zobchodované kontrakty Traded Contracts (MW) | Objem Value (MWh) | Objem Value (EUR) |
|--------------------|---|---|-------------------------|-------------------------|
| PL M06 - 13 | 2 | 10 | 2 400 | 96 840.00 |
| PL M07 - 13 | 0 | 0 | 0 | 0.00 |
| PL M08 - 13 | 0 | 0 | 0 | 0.00 |
| PL M09 - 13 | 0 | 0 | 0 | 0.00 |
| PL M10 - 13 | 0 | 0 | 0 | 0.00 |
| PL M11 - 13 | 0 | 0 | 0 | 0.00 |
| PL M12 - 13 | 0 | 0 | 0 | 0.00 |



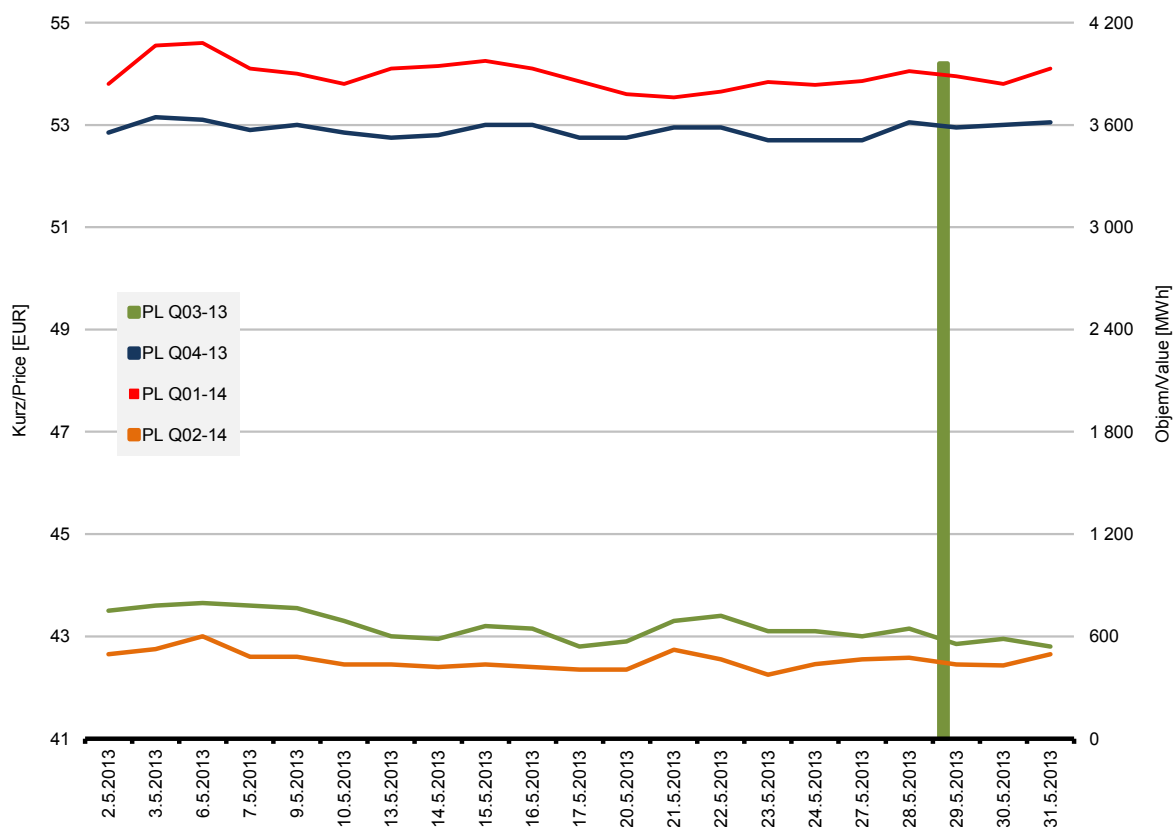
ČTVRTLETNÍ CZECH BASE LOAD FUTURES PRODUKTY S FINANČNÍM VYPOŘÁDÁNÍM QUARTERLY CZECH BASE LOAD FUTURES PRODUCTS WITH FINANCIAL SETTLEMENT

| Produkt Product | Počet obchodů Number of Trades | Zobchodované kontrakty Traded Contracts (MW) | Objem Value (MWh) | Objem Value (EUR) |
|--------------------|---|---|-------------------------|-------------------------|
| BL Q03-13 | 16 | 37 | 81 696 | 2 764 526.40 |
| BL Q04-13 | 20 | 50 | 110 450 | 4 386 521.75 |
| BL Q01-14 | 0 | 0 | 0 | 0.00 |
| BL Q02-14 | 0 | 0 | 0 | 0.00 |



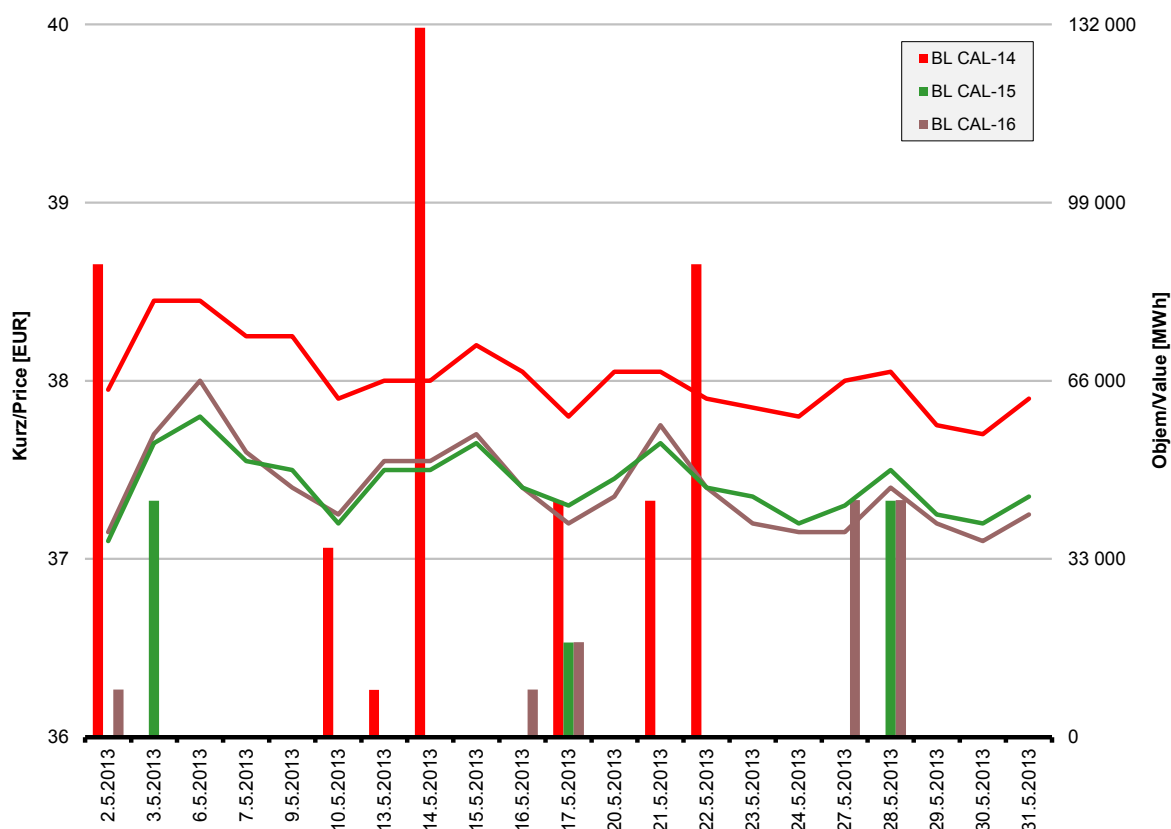
ČTVRTLETNÍ CZECH PEAK LOAD FUTURES PRODUKTY S FINANČNÍM VYPOŘÁDÁNÍM QUARTERLY CZECH PEAK LOAD FUTURES PRODUCTS WITH FINANCIAL SETTLEMENT

| Produkt Product | Počet obchodů Number of Trades | Zobchodované kontrakty Traded Contracts (MW) | Objem Value (MWh) | Objem Value (EUR) |
|--------------------|---|---|-------------------------|-------------------------|
| PL Q03-13 | 2 | 5 | 3 960 | 169 686.00 |
| PL Q04-13 | 0 | 0 | 0 | 0.00 |
| PL Q01-14 | 0 | 0 | 0 | 0.00 |
| PL Q02-14 | 0 | 0 | 0 | 0.00 |



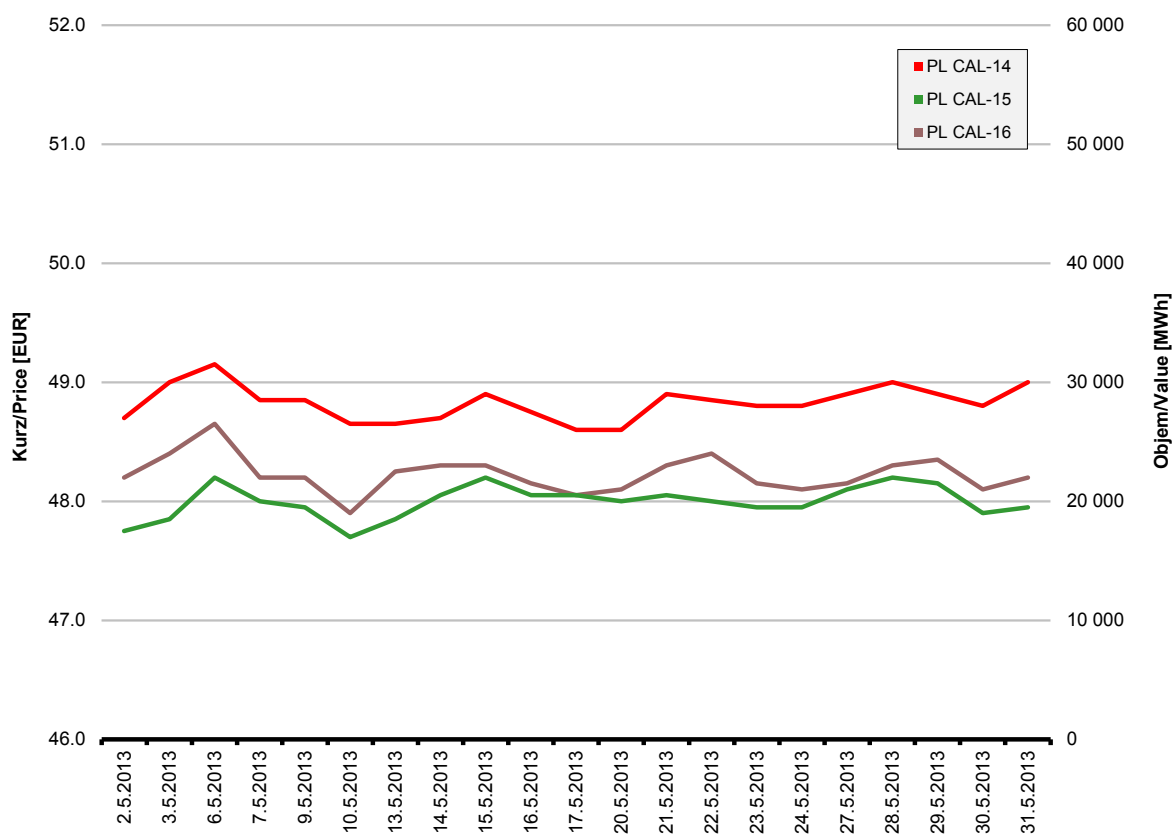
ROČNÍ CZECH BASE LOAD FUTURES PRODUKTY S FINANČNÍM VYPOŘÁDÁNÍM YEARLY CZECH BASE LOAD FUTURES PRODUCTS WITH FINANCIAL SETTLEMENT

| Produkt Product | Počet obchodů Number of Trades | Zobchodované kontrakty Traded Contracts (MW) | Objem Value (MWh) | Objem Value (EUR) |
|--------------------|---|---|-------------------------|-------------------------|
| BL CAL - 14 | 21 | 50 | 438 000 | 16 634 364.00 |
| BL CAL - 15 | 6 | 12 | 105 120 | 3 931 926.00 |
| BL CAL - 16 | 12 | 14 | 122 976 | 4 583 491.20 |



ROČNÍ CZECH PEAK LOAD FUTURES PRODUKTY S FINANČNÍM VYPOŘÁDÁNÍM YEARLY CZECH PEAK LOAD FUTURES PRODUCTS WITH FINANCIAL SETTLEMENT

| Produkt Product | Počet obchodů Number of Trades | Zobchodované kontrakty Traded Contracts (MW) | Objem Value (MWh) | Objem Value (EUR) |
|--------------------|---|---|-------------------------|-------------------------|
| PL CAL-14 | 0 | 0 | 0 | 0.00 |
| PL CAL-15 | 0 | 0 | 0 | 0.00 |
| PL CAL-16 | 0 | 0 | 0 | 0.00 |



STATISTICKÉ ÚDAJE / STATISTICAL DATA

MĚSÍČNÍ STATISTIKY OBCHODOVÁNÍ V ROCE 2013 / MONTHLY TRADING STATISTICS IN 2013

1) Czech Futures kontrakty s finančním vypořádáním / Czech Futures Contracts with Financial Settlement

| Měsíc Month | Base Load | | | Peak Load | | | Celkem / Total | | |
|----------------|---|-------------------------|-------------------------|---|-------------------------|-------------------------|---|-------------------------|-------------------------|
| | Počet kontraktů Number of Contracts (MW) | Objem Value (MWh) | Objem Value (EUR) | Počet kontraktů Number of Contracts (MW) | Objem Value (MWh) | Objem Value (EUR) | Počet kontraktů Number of Contracts (MW) | Objem Value (MWh) | Objem Value (EUR) |
| 01 | 984 | 2 689 492 | 114 323 759.53 | 220 | 124 260 | 6 740 967.00 | 1 204 | 2 813 752 | 121 064 726.53 |
| 02 | 590 | 2 860 332 | 117 233 507.85 | 80 | 91 080 | 4 630 695.00 | 670 | 2 951 412 | 121 864 202.85 |
| 03 | 680 | 1 892 742 | 73 160 057.75 | 70 | 44 520 | 2 013 984.00 | 750 | 1 937 262 | 75 174 041.75 |
| 04 | 518 | 1 273 144 | 49 151 734.35 | 114 | 51 204 | 2 276 587.20 | 632 | 1 324 348 | 51 428 321.55 |
| 05 | 311 | 966 002 | 35 628 081.35 | 15 | 6 360 | 266 526.00 | 326 | 972 362 | 35 894 607.35 |
| 06 | | | | | | | | | |
| 07 | | | | | | | | | |
| 08 | | | | | | | | | |
| 09 | | | | | | | | | |
| 10 | | | | | | | | | |
| 11 | | | | | | | | | |
| 12 | | | | | | | | | |
| 2013 | 3 083 | 9 681 712 | 389 497 140.83 | 499 | 317 424 | 15 928 759.20 | 3 582 | 9 999 136 | 405 425 900.03 |

2) Slovenské FUTURES / Slovakia FUTURES

| Měsíc Month | Celkem / Total | | |
|----------------|---|-------------------------|-------------------------|
| | Počet kontraktů Number of Contracts (MW) | Objem Value (MWh) | Objem Value (EUR) |
| 01 | 55 | 47 005 | 1 921 894.50 |
| 02 | 10 | 54 720 | 2 213 520.00 |
| 03 | 40 | 28 800 | 1 041 120.00 |
| 04 | 50 | 84 600 | 3 125 592.00 |
| 05 | 30 | 21 600 | 643 680.00 |
| 06 | | | |
| 07 | | | |
| 08 | | | |
| 09 | | | |
| 10 | | | |
| 11 | | | |
| 12 | | | |
| 2013 | 185 | 236 725 | 8 945 806.50 |

3) Maďarské FUTURES / Hungary FUTURES

| Měsíc Month | Celkem / Total | | |
|----------------|---|-------------------------|-------------------------|
| | Počet kontraktů Number of Contracts (MW) | Objem Value (MWh) | Objem Value (EUR) |
| 01 | 0 | 0 | 0.00 |
| 02 | 10 | 21 840 | 880 698.00 |
| 03 | 45 | 190 225 | 8 761 835.00 |
| 04 | 105 | 347 770 | 14 996 552.90 |
| 05 | 100 | 207 730 | 8 559 907.25 |
| 06 | | | |
| 07 | | | |
| 08 | | | |
| 09 | | | |
| 10 | | | |
| 11 | | | |
| 12 | | | |
| 2013 | 260 | 767 565 | 33 198 993.15 |

ROČNÍ STATISTIKY OBCHODOVÁNÍ FUTURES KONTRAKTŮ / YEARLY TRADING STATISTICS FUTURES CONTRACTS

| Czech Market - Fyzické v. Physical Settl. | Base Load | | | Peak Load | | | Celkem / Total | | |
|---|---|-------------------------|-------------------------|---|-------------------------|-------------------------|---|-------------------------|-------------------------|
| | Počet kontraktů Number of Contracts (MW) | Objem Value (MWh) | Objem Value (EUR) | Počet kontraktů Number of Contracts (MW) | Objem Value (MWh) | Objem Value (EUR) | Počet kontraktů Number of Contracts (MW) | Objem Value (MWh) | Objem Value (EUR) |
| 2007 | 3 558 | 33 313 386 | 1 811 764 101.58 | 1 168 | 1 054 932 | 86 059 623 | 4 726 | 34 368 318 | 1 897 823 724.58 |
| 2008 | 11 217 | 30 417 966 | 2 202 635 618.40 | 2 825 | 2 309 400 | 238 328 776 | 14 042 | 32 727 366 | 2 440 964 394.60 |
| 2009 | 7 895 | 22 930 215 | 1 073 141 552.15 | 2 325 | 1 356 600 | 86 268 450 | 10 220 | 24 286 815 | 1 159 410 002.15 |
| 2010 | 1 796 | 10 011 205 | 480 926 788.65 | 105 | 117 000 | 7 231 218 | 1 901 | 10 128 205 | 488 158 006.65 |
| 2011 | 656 | 2 179 889 | 116 483 607.84 | 5 | 1 380 | 83 628 | 661 | 2 181 269 | 116 567 235.84 |
| 2012 | 20 | 43 680 | 1 901 172.00 | 0 | 0 | 0 | 20 | 43 680 | 1 901 172.00 |

| Czech Market - finanční v. Financial Settl. | Base Load | | | Peak Load | | | Celkem / Total | | |
|---|---|-------------------------|-------------------------|---|-------------------------|-------------------------|---|-------------------------|-------------------------|
| | Počet kontraktů Number of Contracts (MW) | Objem Value (MWh) | Objem Value (EUR) | Počet kontraktů Number of Contracts (MW) | Objem Value (MWh) | Objem Value (EUR) | Počet kontraktů Number of Contracts (MW) | Objem Value (MWh) | Objem Value (EUR) |
| 2010 | 3 422 | 9 333 309 | 441 578 656.60 | 869 | 454 800 | 28 194 936 | 4 291 | 9 788 109 | 469 773 592.60 |
| 2011 | 6 302 | 19 707 428 | 1 071 697 537.93 | 790 | 354 540 | 24 294 072 | 7 092 | 20 061 968 | 1 095 991 609.93 |
| 2012 | 5 975 | 17 191 982 | 808 933 184.85 | 1 066 | 628 404 | 36 893 794 | 7 041 | 17 820 386 | 845 826 979.05 |

| SPOT Market | Počet kontraktů Number of Contracts (MW) | Objem Value (MWh) | Objem Value (EUR) |
|----------------|---|-------------------------|-------------------------|
| 2008 | 9 130 | 93 130 | 7 073 268.54 |
| 2009 | 10 | 240 | 16 800.00 |
| 2010 | 4 023 | 83 872 | 3 858 958.50 |
| 2011 | 1 315 | 31 355 | 1 655 833.50 |
| 2012 | 660 | 1 562 175 | 74 019 819.50 |

| Other Markets | Počet kontraktů Number of Contracts (MW) | Objem Value (MWh) | Objem Value (EUR) |
|------------------|---|-------------------------|-------------------------|
| 2008 | | | |
| 2009 | 1 863 | 4 652 490 | 236 703 068.00 |
| 2010 | 1 380 | 4 390 020 | 213 442 237.00 |
| 2011 | 940 | 2 100 462 | 114 874 245.25 |
| 2012 | 54 | 400 464 | 21 865 236.00 |