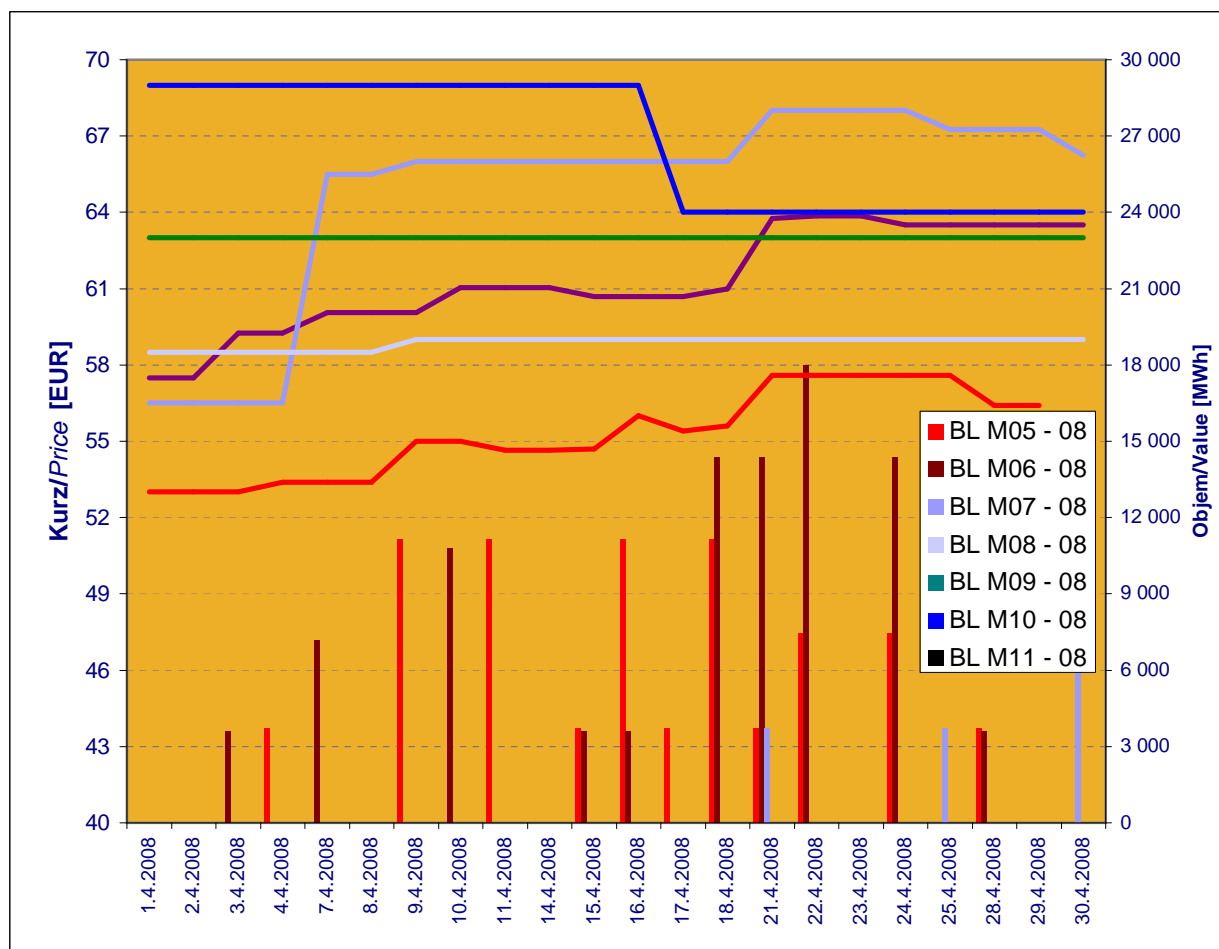




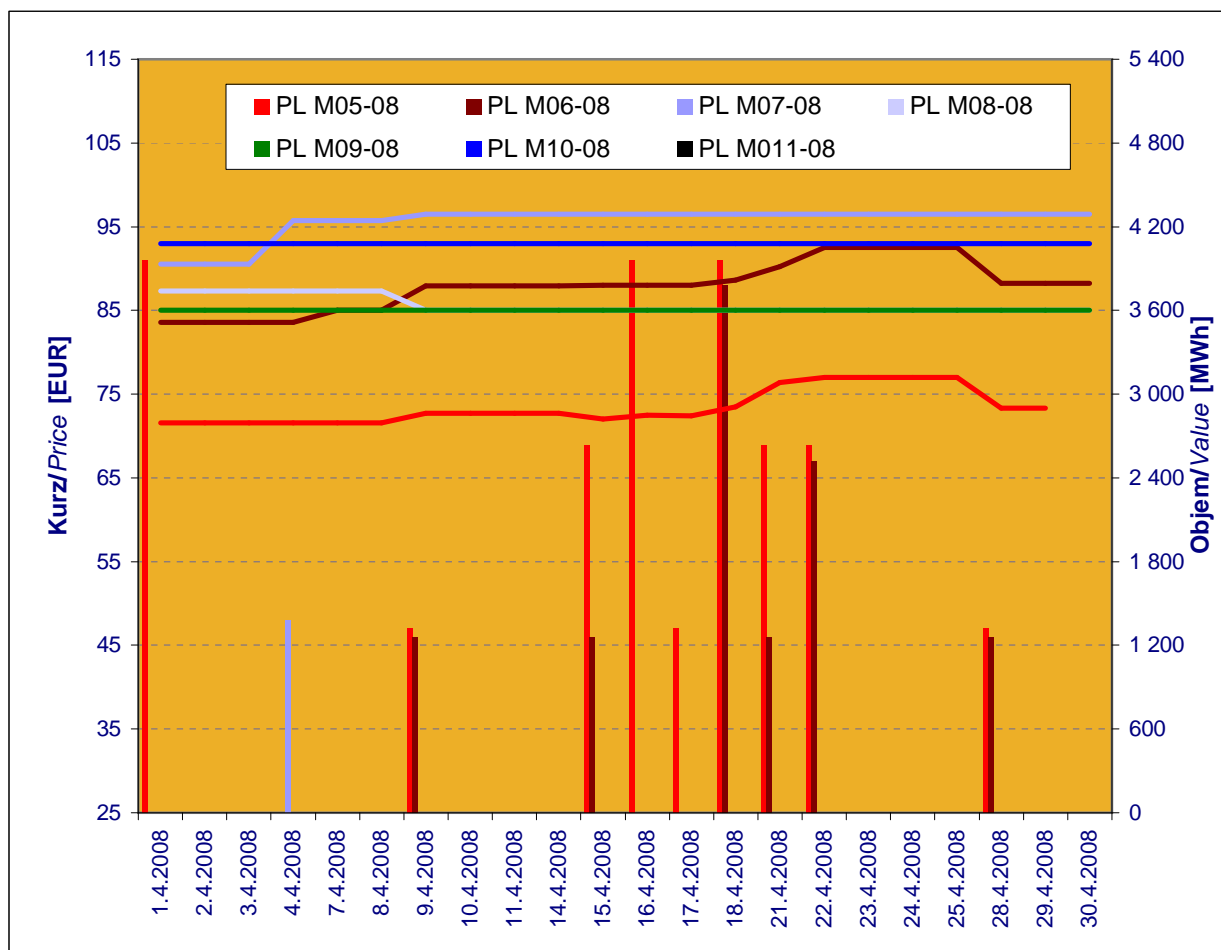
MĚSÍČNÍ BASE LOAD FUTURES PRODUKTY  
MONTHLY BASE LOAD FUTURES PRODUCTS

| Produkt<br>Product | Počet<br>obchodů<br>Number<br>of Trades | Zobchodované<br>kontrakty<br>Traded Contracts<br>(MW) | Objem<br>Value<br>(MWh) | Objem<br>Value<br>(EUR) |
|--------------------|---|---|-------------------------|-------------------------|
| BL M05 - 08        | 40                                      | 105   | 78 120                  | 4 358 538,00            |
| BL M06 - 08        | 48                                      | 130   | 93 600                  | 5 838 120,00            |
| BL M07 - 08        | 8                                       | 20  | 14 880                  | 997 890,00              |
| BL M08 - 08        | 0                                       | 0   | 0                       | 0,00                    |
| BL M09 - 08        | 0                                       | 0   | 0                       | 0,00                    |
| BL M10 - 08        | 0                                       | 0   | 0                       | 0,00                    |
| BL M11 - 08        | 0                                       | 0   | 0                       | 0,00                    |



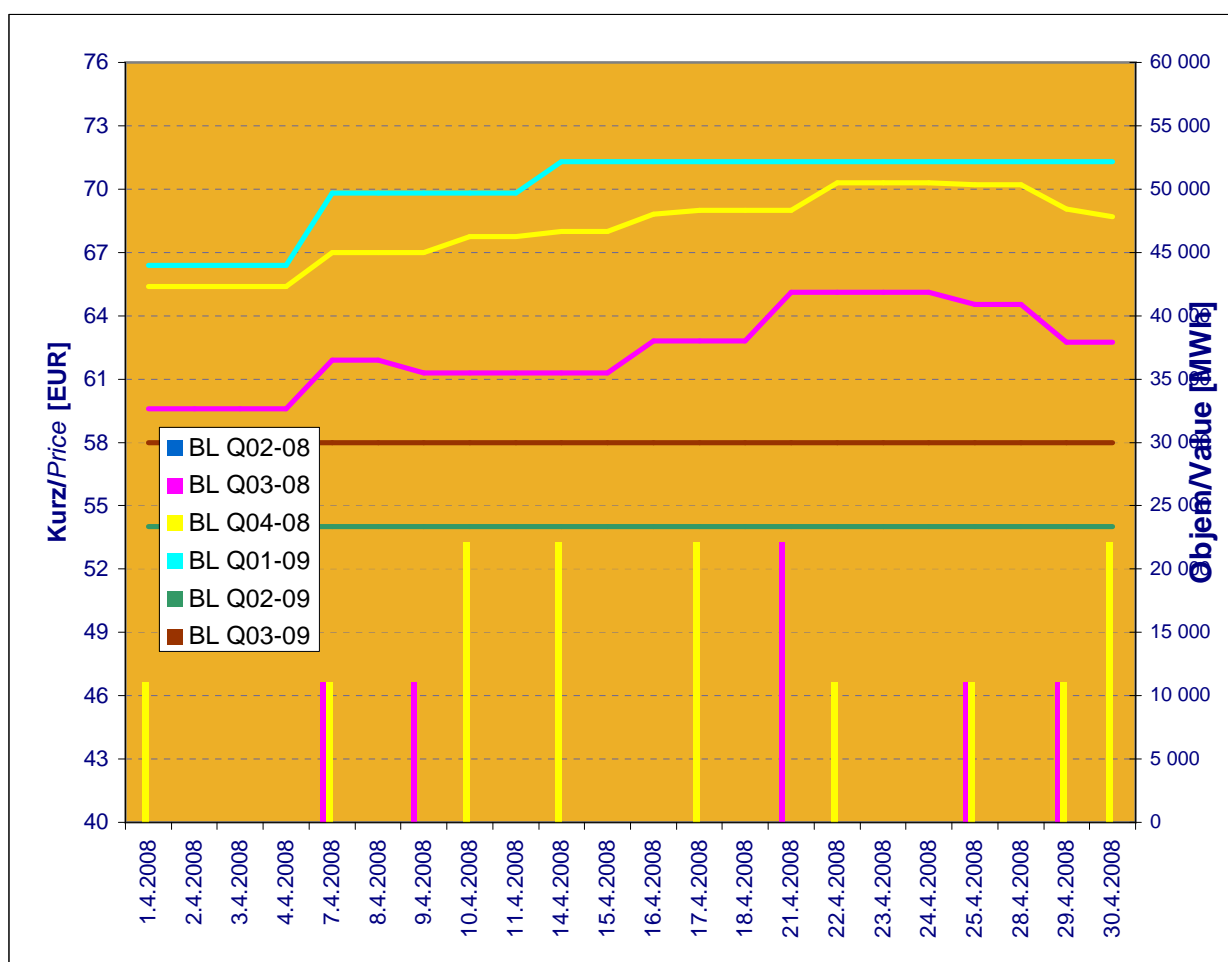
**MĚSÍČNÍ PEAK LOAD FUTURES PRODUKTY**  
**MONTHLY PEAK LOAD FUTURES PRODUCTS**

| Produkt<br>Product | Počet obchodů<br>Number of Trades | Zobchodované kontrakty<br>Traded Contracts (MW) | Objem Value (MWh) | Objem Value (EUR) |
|--------------------|-----------------------------------|---|-------------------|-------------------|
| PL M05-08          | 36                                | 90  | 23 760            | 1 740 420,00      |
| PL M06-08          | 18                                | 45  | 11 340            | 1 014 048,00      |
| PL M07-08          | 2                                 | 5   | 1 380             | 132 066,00        |
| PL M08-08          | 0                                 | 0   | 0                 | 0,00              |
| PL M09-08          | 0                                 | 0   | 0                 | 0,00              |
| PL M10-08          | 0                                 | 0   | 0                 | 0,00              |
| PL M11-08          | 0                                 | 0   | 0                 | 0,00              |



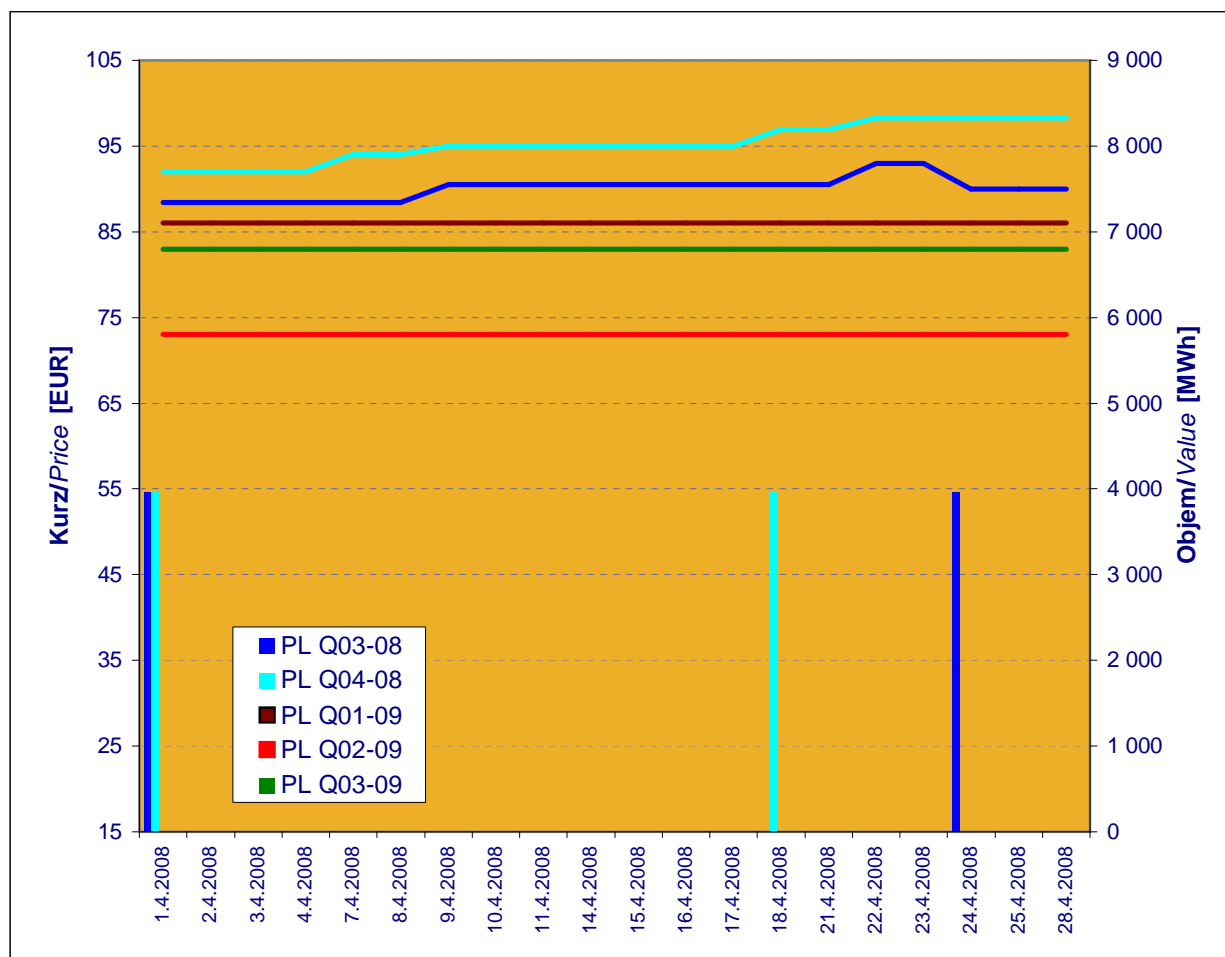
**ČTVRTLETNÍ BASE LOAD FUTURES PRODUKTY**  
**QUARTERLY BASE LOAD FUTURES PRODUCTS**

| Produkt<br>Product | Počet<br>obchodů<br>Number<br>of Trades | Zobchodované<br>kontrakty<br>Traded Contracts<br>(MW) | Objem<br>Value<br>(MWh) | Objem<br>Value<br>(EUR) |
|--------------------|---|---|-------------------------|-------------------------|
| BL Q03-08          | 12                                      | 30  | 66 240                  | 4 197 408,00            |
| BL Q04-08          | 24                                      | 65  | 143 585                 | 9 817 900,50            |
| BL Q01-09          | 0                                       | 0   | 0                       | 0,00                    |
| BL Q02-09          | 0                                       | 0   | 0                       | 0,00                    |
| BL Q03-09          | 0                                       | 0   | 0                       | 0,00                    |



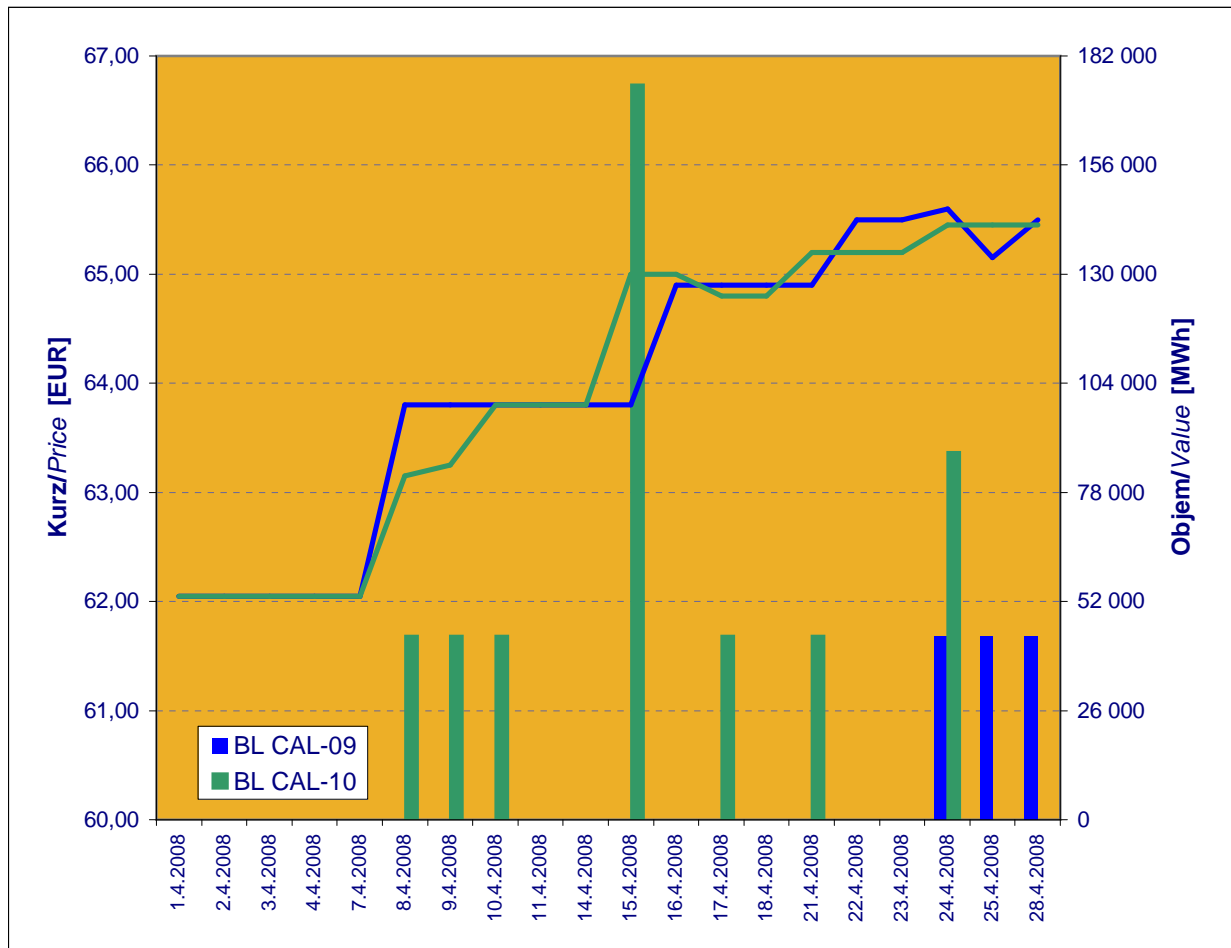
**ČTVRTLETNÍ PEAK LOAD FUTURES PRODUKTY**  
**QUARTERLY PEAK LOAD FUTURES PRODUCTS**

| Produkt<br>Product | Počet obchodů<br>Number of Trades | Zobchodované kontrakty<br>Traded Contracts (MW) | Objem<br>Value (MWh) | Objem<br>Value (EUR) |
|--------------------|-----------------------------------|---|----------------------|----------------------|
| PL Q03-08          | 4                                 | 10  | 7 920                | 706 464,00           |
| PL Q04-08          | 4                                 | 10  | 7 920                | 748 044,00           |
| PL Q01-09          | 0                                 | 0   | 0                    | 0,00                 |
| PL Q02-09          | 0                                 | 0   | 0                    | 0,00                 |
| PL Q03-09          | 0                                 | 0   | 0                    | 0,00                 |



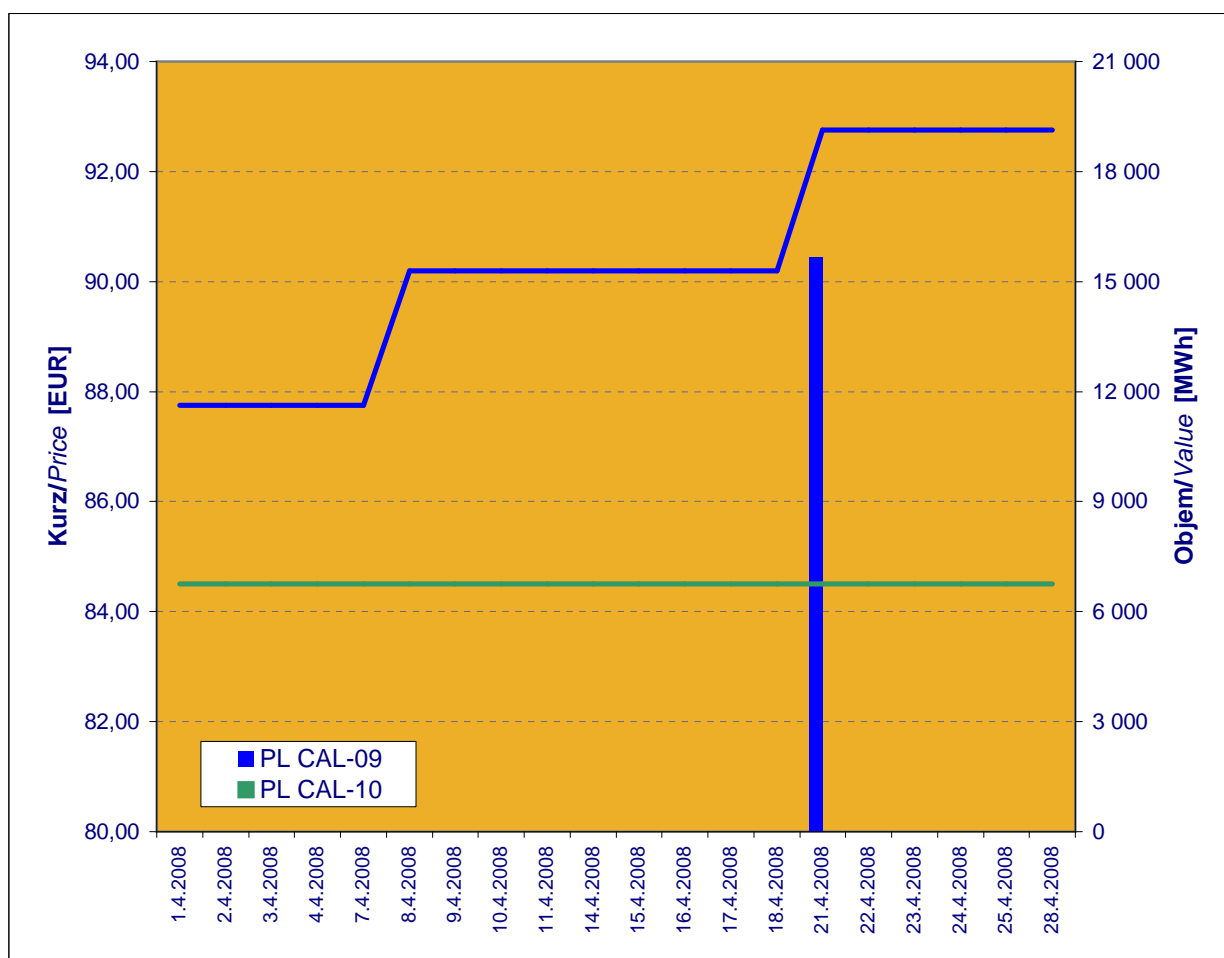
**ROČNÍ BASE LOAD FUTURES PRODUKTY**  
**YEARLY BASE LOAD FUTURES PRODUCTS**

| Produkt<br>Product | Počet obchodů<br>Number of Trades | Zobchodované kontrakty<br>Traded Contracts (MW) | Objem<br>Value (MWh) | Objem<br>Value (EUR) |
|--------------------|-----------------------------------|---|----------------------|----------------------|
| BL CAL-09          | 6                                 | 15  | 131 400              | 8 595 750,00         |
| BL CAL-10          | 22                                | 55  | 481 800              | 31 128 660,00        |



**ROČNÍ PEAK LOAD FUTURES PRODUKTY**  
**YEARLY PEAK LOAD FUTURES PRODUCTS**

| Produkt<br>Product | Počet obchodů<br>Number of Trades | Zobchodované kontrakty<br>Traded Contracts (MW) | Objem Value (MWh) | Objem Value (EUR) |
|--------------------|-----------------------------------|---|-------------------|-------------------|
| PL CAL-09          | 2                                 | 5   | 15 660            | 1 452 465,00      |
| PL CAL-10          | 0                                 | 0   | 0                 | 0,00              |



**SPOTOVÝ TRH**  
**SPOT MARKET**

**DENNÍ PRODUKTY**  
**DAILY PRODUCTS**

| <b>Produkt</b><br><i>Product</i> | <b>Počet obchodů</b><br><i>Number of Trades</i> | <b>Zobchodované kontrakty</b><br><i>Traded Contracts (MW)</i> | <b>Objem</b><br><i>Value (MWh)</i> | <b>Objem</b><br><i>Value (EUR)</i> |
|----------------------------------|---|---|------------------------------------|------------------------------------|
| <b>Base Load</b>                 | 0   | 0   | 0                                  | 0,00                               |
| <b>Peak Load</b>                 | 0   | 0   | 0                                  | 0,00                               |

**HODINOVÉ PRODUKTY**  
**HOURLY PRODUCTS**

| <b>Produkt</b><br><i>Product</i> | <b>Počet obchodů</b><br><i>Number of Trades</i> | <b>Zobchodované kontrakty</b><br><i>Traded Contracts (MW)</i> | <b>Objem</b><br><i>Value (MWh)</i> | <b>Objem</b><br><i>Value (EUR)</i> |
|----------------------------------|---|---|------------------------------------|------------------------------------|
| <b>Hours</b>                     | 61  | 327   | 327                                | 26 685,60                          |

## Statistické údaje / Statistical data

### Měsíční statistiky obchodování v roce 2008 / Monthly Trading Statistics in 2008

#### 1.) Futures kontrakty / Futures Contracts

| Měsíc<br>Month | Base Load   |                         |                         | Peak Load   |                         |                         | Celkem / Total                                    |                         |                         |
|----------------|---|-------------------------|-------------------------|---|-------------------------|-------------------------|---|-------------------------|-------------------------|
|                | Počet kontraktů<br>Number of<br>Contracts<br>(MW) | Objem<br>Value<br>(MWh) | Objem<br>Value<br>(EUR) | Počet kontraktů<br>Number of<br>Contracts<br>(MW) | Objem<br>Value<br>(MWh) | Objem<br>Value<br>(EUR) | Počet kontraktů<br>Number of<br>Contracts<br>(MW) | Objem<br>Value<br>(MWh) | Objem<br>Value<br>(EUR) |
| 01             | 470   | 902 065                 | 54 318 445,25           | 130   | 56 760                  | 4 684 149               | 600   | 958 825                 | 59 002 594,25           |
| 02             | 316   | 806 254                 | 49 277 739,75           | 100   | 58 620                  | 4 636 449               | 416   | 864 874                 | 53 914 188,75           |
| 03             | 336   | 820 000                 | 50 347 087,25           | 55  | 28 800                  | 2 337 765               | 391   | 848 800                 | 52 684 852,25           |
| 04             | 420   | 1 009 625               | 64 934 266,50           | 165   | 67 980                  | 5 793 507               | 585   | 1 077 605               | 70 727 773,50           |
| 05             |   |                         |                         |   |                         |                         |   |                         |                         |
| 06             |   |                         |                         |   |                         |                         |   |                         |                         |
| 07             |   |                         |                         |   |                         |                         |   |                         |                         |
| 08             |   |                         |                         |   |                         |                         |   |                         |                         |
| 09             |   |                         |                         |   |                         |                         |   |                         |                         |
| 10             |   |                         |                         |   |                         |                         |   |                         |                         |
| 11             |   |                         |                         |   |                         |                         |   |                         |                         |
| 12             |   |                         |                         |   |                         |                         |   |                         |                         |
| <b>2008</b>    | <b>1 542</b>                                      | <b>3 537 944</b>        | <b>218 877 538,75</b>   | <b>450</b>  | <b>212 160</b>          | <b>17 451 870</b>       | <b>1 992</b>                                      | <b>3 750 104</b>        | <b>236 329 408,75</b>   |

#### 2.) Spotový trh / SPOT Market

| Měsíc<br>Month | Celkem / Total                                    |                         |                         |
|----------------|---|-------------------------|-------------------------|
|                | Počet kontraktů<br>Number of<br>Contracts<br>(MW) | Objem<br>Value<br>(MWh) | Objem<br>Value<br>(EUR) |
| 01             |   |                         |                         |
| 02             | 205   | 205                     | 13 509,00               |
| 03             | 420   | 420                     | 27 516,56               |
| 04             | 327   | 327                     | 26 685,60               |
| 05             |   |                         |                         |
| 06             |   |                         |                         |
| 07             |   |                         |                         |
| 08             |   |                         |                         |
| 09             |   |                         |                         |
| 10             |   |                         |                         |
| 11             |   |                         |                         |
| 12             |   |                         |                         |
| <b>2008</b>    | <b>952</b>  | <b>952</b>              | <b>67 711,16</b>        |

### Roční statistiky obchodování / Yearly Trading Statistics

| Měsíc<br>Month | Base Load   |                         |                         | Peak Load   |                         |                         | Celkem / Total                                    |                         |                         |
|----------------|---|-------------------------|-------------------------|---|-------------------------|-------------------------|---|-------------------------|-------------------------|
|                | Počet kontraktů<br>Number of<br>Contracts<br>(MW) | Objem<br>Value<br>(MWh) | Objem<br>Value<br>(EUR) | Počet kontraktů<br>Number of<br>Contracts<br>(MW) | Objem<br>Value<br>(MWh) | Objem<br>Value<br>(EUR) | Počet kontraktů<br>Number of<br>Contracts<br>(MW) | Objem<br>Value<br>(MWh) | Objem<br>Value<br>(EUR) |
| 2007           | 3 558   | 33 313 386              | 1 811 764 101,58        | 1 168   | 1 054 932               | 86 059 623              | 4 726   | 34 368 318              | 1 897 823 724,58        |
| 2008           |   |                         |                         |   |                         |                         |   |                         |                         |
| 2009           |   |                         |                         |   |                         |                         |   |                         |                         |
| 2010           |   |                         |                         |   |                         |                         |   |                         |                         |